

Goal 4: Increase Course Success, Retention & Graduation Rates

First-Time, Full-Time Cohort_Term		Fall 2019		Fall 2020		Fall 2021		Fall 2022	
PELL_Status	Completed 30 Credits in First Year	FTFT_Cohort		FTFT_Cohort		FTFT_Cohort		FTFT_Cohort	
		#	%	#	%	#	%	#	%
PELL	Completed 30	190	47%	131	39%	141	41%	146	38%
	Did Not Complete 30	213	53%	202	61%	199	59%	235	62%
	Subtotal	403	31%	333	29%	340	29%	381	33%
Not PELL	Completed 30	562	64%	473	59%	526	62%	453	59%
	Did Not Complete 30	323	36%	333	41%	319	38%	318	41%
	Subtotal	885	69%	806	71%	845	71%	771	67%
Total		1,288	100%	1,139	100%	1,185	100%	1,152	100%

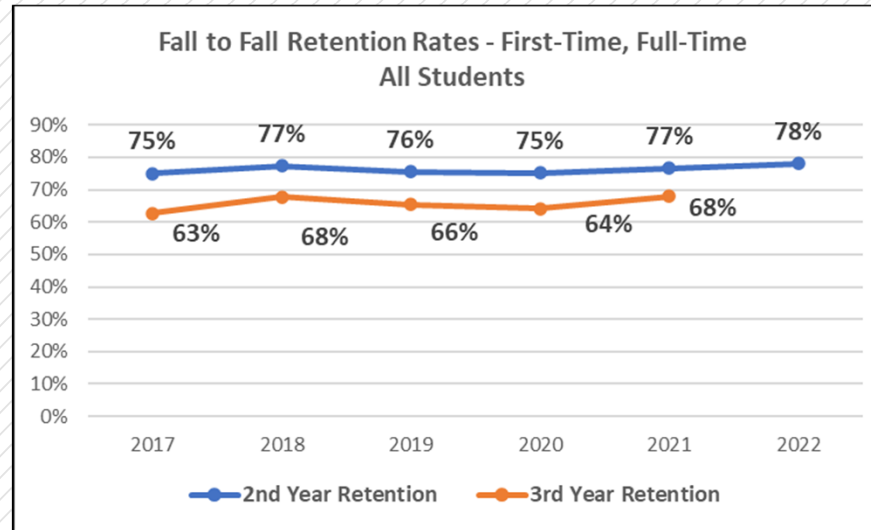
- Pell students complete 30 credits at a lower rate (20%) than Not Pell students.
- 40% of Not Pell students do not complete 30 credits in their first year.

Federal Student Academic Progress						
Cohort	Pell-Grant Eligible			Not Pell-Grant Eligible		
	Students	SAP 2nd Year	% SAP 2nd Year	Number	SAP 2nd Year	% SAP 2nd Year
2019 Cohort	390	318	81.5%	898	812	90.4%
2020 Cohort	353	246	69.7%	803	676	84.2%
2021 Cohort	334	244	73.1%	838	732	87.4%
2022 Cohort	343	277	80.8%	722	661	91.6%

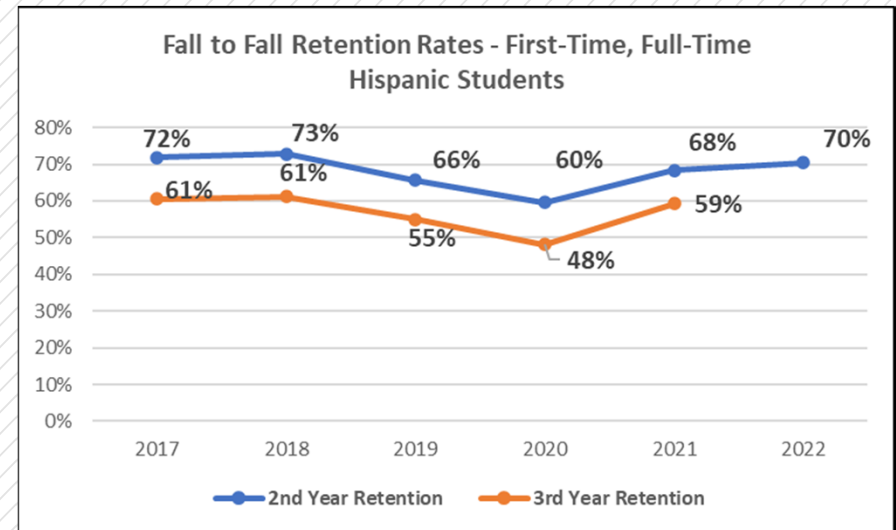
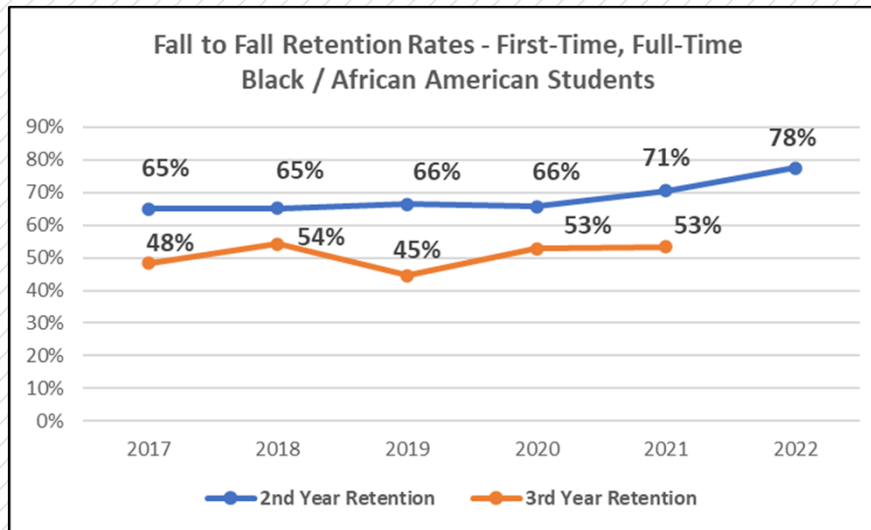
SD 1: Ensure Access, Affordability, and Completion



Goal 4: Increase Course Success, Retention & Graduation Rates



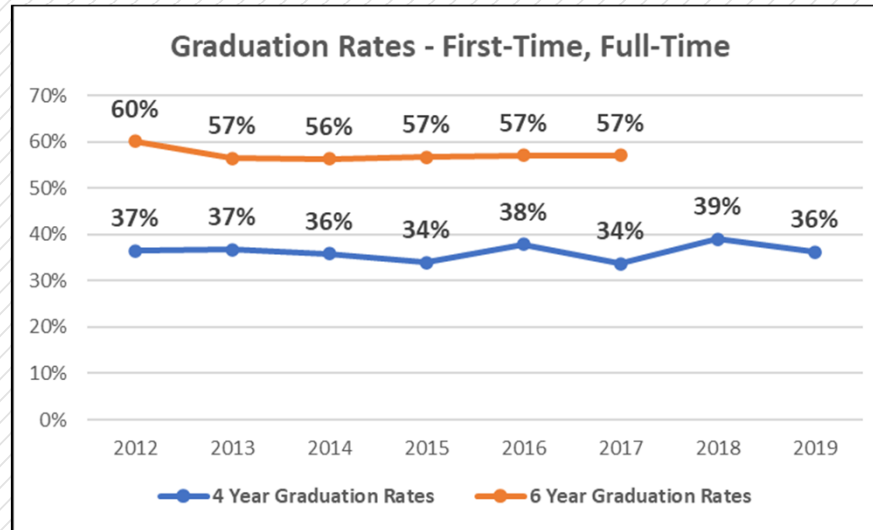
Bachelor's Degree-Seeking Students



SD 1: Ensure Access, Affordability, and Completion



Goal 4: Increase Course Success, Retention & Graduation Rates



Bachelor's
Degree-Seeking
Students

