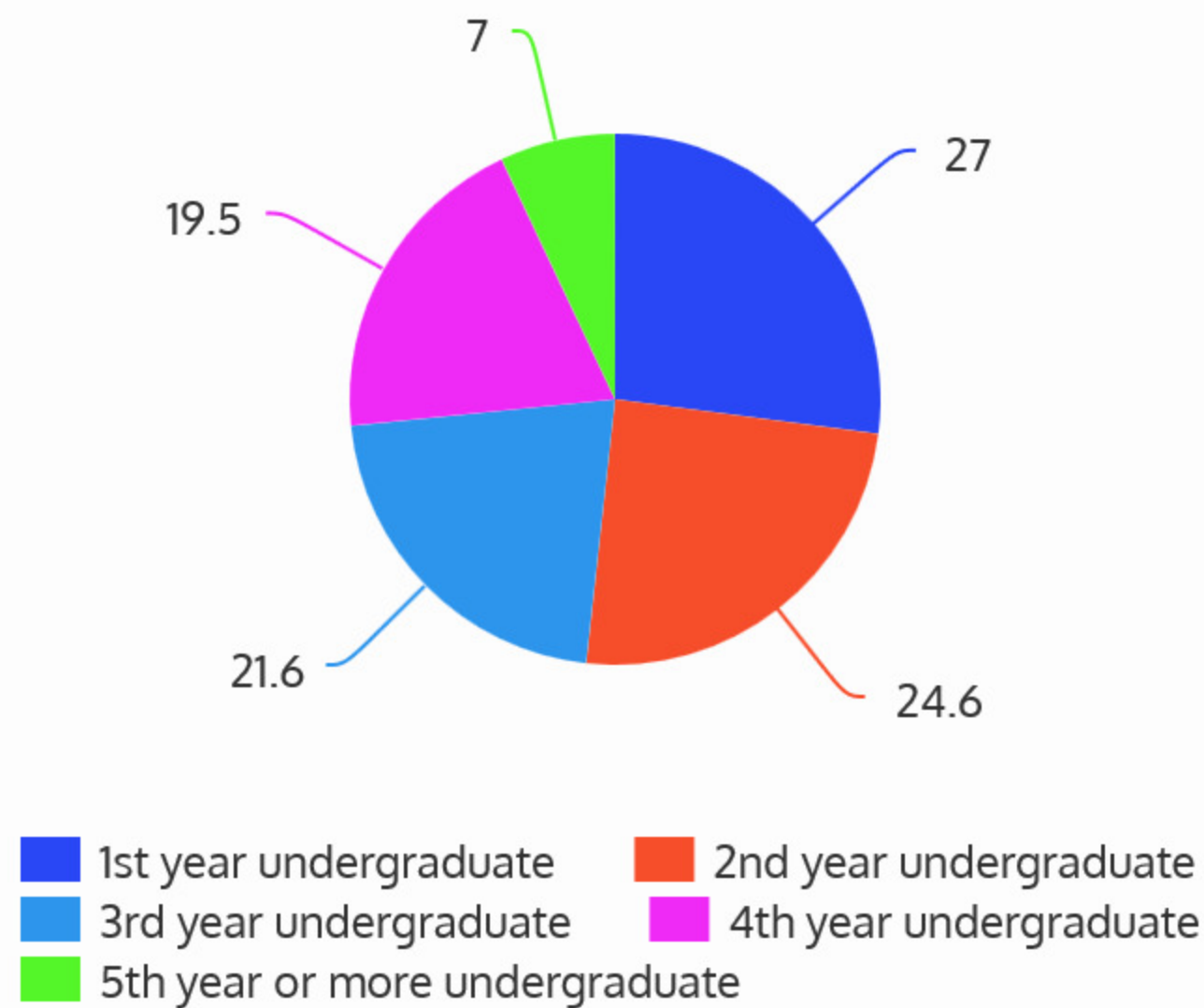


MU College Health Data: Spring 2016

American College Health Association National College Health Assessment: Web Version

Survey Participation Percentages




1,052
Responses



Participant Demographics

- 71% female, 27% male, 2.2% non-binary
- 86.3% white, 7.1% black or African American, 6.5% Hispanic or Latino/a, 3% Pacific Islander, 2.6% biracial or multicultural, 1.6% other, 1.2% American Indian Alaskan Native or Native Hawaiian
- 4.2% bisexual, 6.4% asexual, 1.7% gay, 2.1% pansexual, 1% lesbian, .5% queer, .7% questioning, .1% same gender loving, 82.4% heterosexual, 1% other identity.
- 43.4% reside in campus resident hall, 16.9% in a parent/guardian home, 30% off campus, 6% other university housing, .5% fraternity or sorority house.
- 18.2% varsity sport, 7.3% club sport, 15.9% intramurals.
- 18.7% participate in Greek Life.

Top Factors Impacting Academic Performance



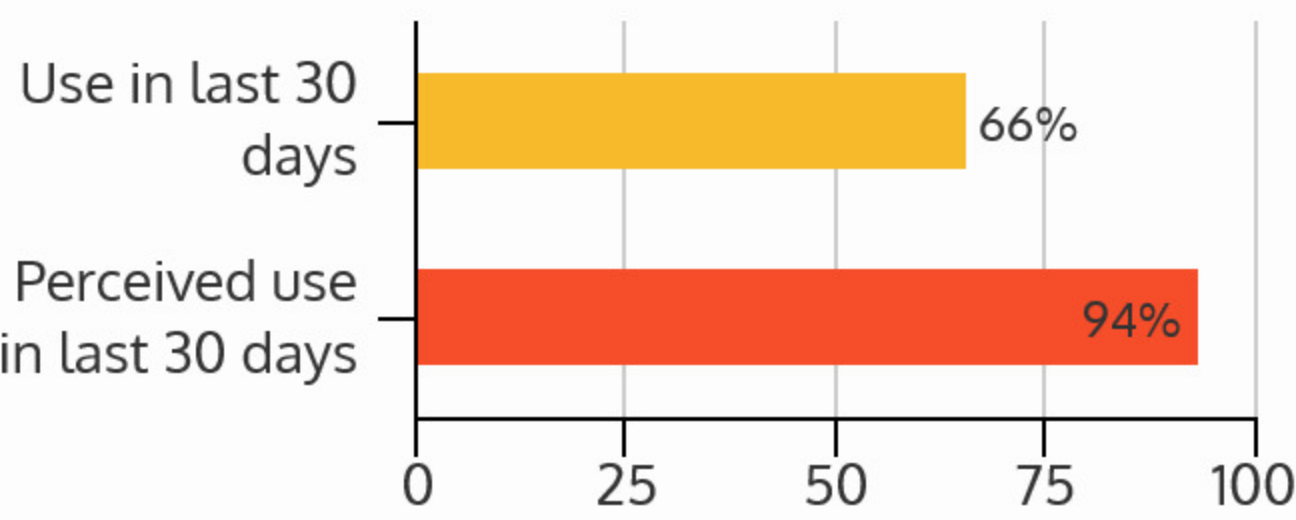
Within the past 12 months, students reported the following factors affecting their individual academic performance: received a lower grade on an exam/important project/in a course, received an incomplete, dropped a course, or experienced significant disruption in thesis, research, or practicum work.



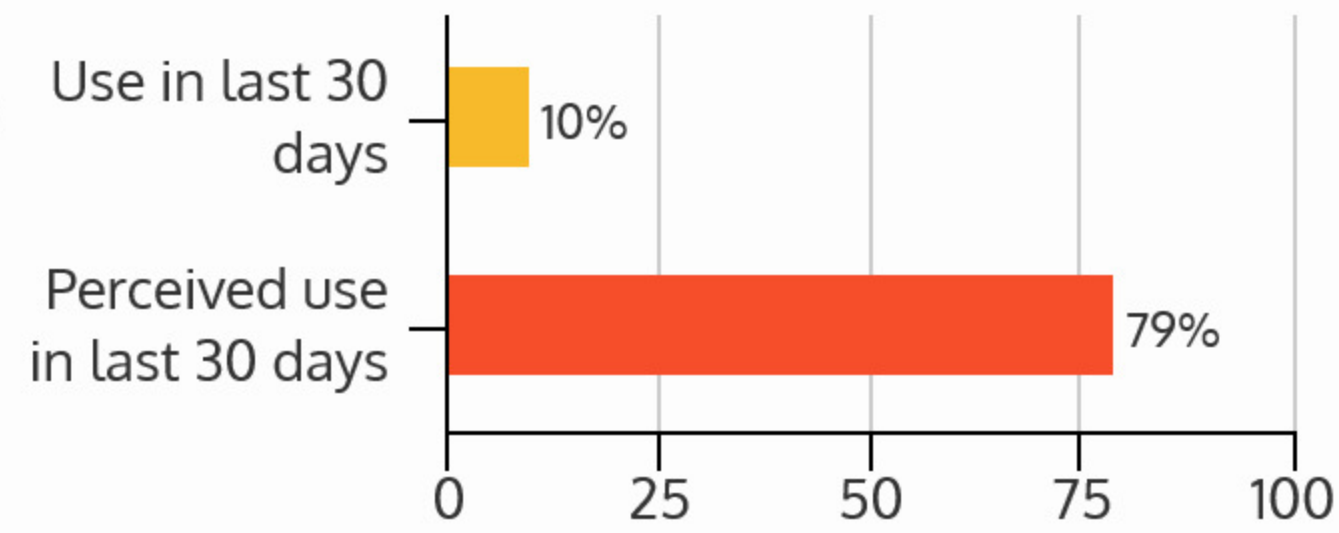
Students expressed interest in learning more about depression and anxiety, grief and loss, helping others in distress, nutrition, physical activity, relationship difficulties, relationship violence, sleep difficulties, stress reduction, and suicide prevention.

Misperceptions VS. Reality

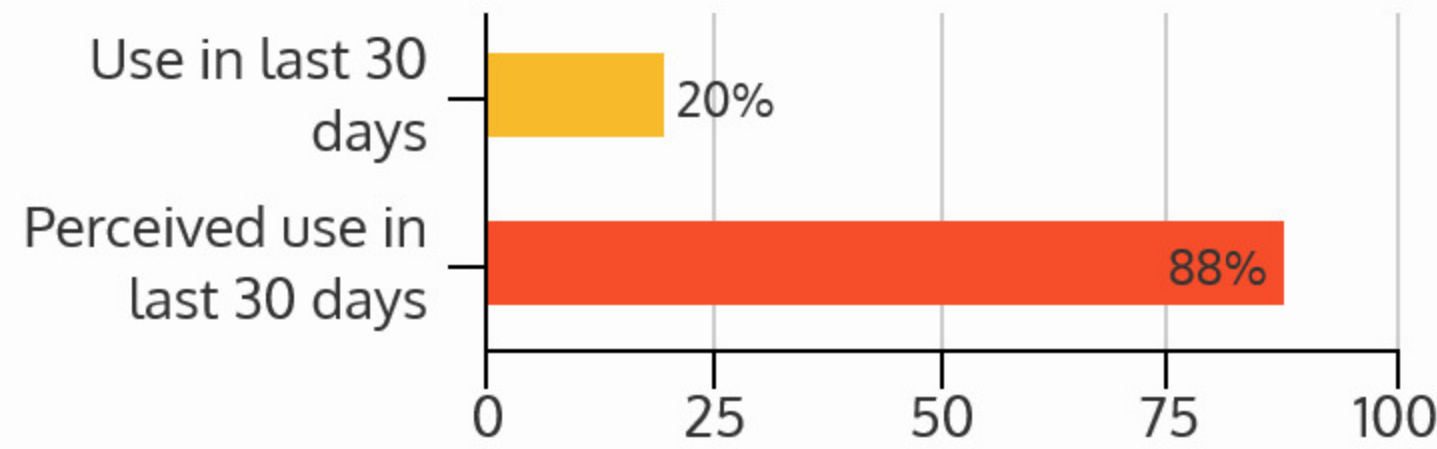
Student Alcohol Use



Student Cigarette Use



Student Marijuana Use



21% Never Used Alcohol

60% Never Used Marijuana

98%

Use Risk Reduction Strategies

- 87% Stay with the same group of friends
- 86% Use A Designated Driver
- 82% Eat Before/While Drinking
- 66% Kept track of how many drinks they consumed

Violence and Relationship Abuse

- 9% experienced sexual touching without consent.
- 7% experienced stalking.
- 3% experienced sexual penetration without consent.
- 3% experienced a physically abusive intimate relationship
- 3% experienced a sexually abusive intimate relationship.
- 12% reported an emotionally abusive intimate relationship.

Mental Health

- 88% felt overwhelmed in the last 12 months (93% of female respondents vs. 73% of male respondents).
- 64% felt very sad in the last 12 months (69% of female respondents and 50% of male respondents).
- 64% felt overwhelming anxiety in the last 12 months (71% of female respondents and 45% of male respondents).
- 59% reported more than average or tremendous stress levels in the last 12 months (64% of female respondents and 48% of male respondents).
- 58% felt very lonely in the last 12 months (63% of female respondents and 46% of male respondents).
- 39% felt so depressed that it was difficult to function in the past 12 months (42.2% female and 30% male respondents).

58%

Used contraception
the last time they had vaginal intercourse

64%

Used a male condom
the last time they had vaginal intercourse