



HOW TO REGISTER

by the Registrar's office

Email: registrar@millersville.edu
Call: (717) 871-5005

Step 1:
Type in Google “Millersville
logins”



Millersville logins

[All](#) [Images](#) [Short videos](#) [News](#) [Shopping](#) [Videos](#) [Forum](#)



Millersville University

<https://www.millersville.edu> › logins

Viewed often

Millersville University Logins

Logins & Services Directory. **myVILLE Portal** · Max · D2L · Starfish · ESS (Logins & Passwords) · MU | Alert · MU Mobile App · Zoom · Microsoft ...

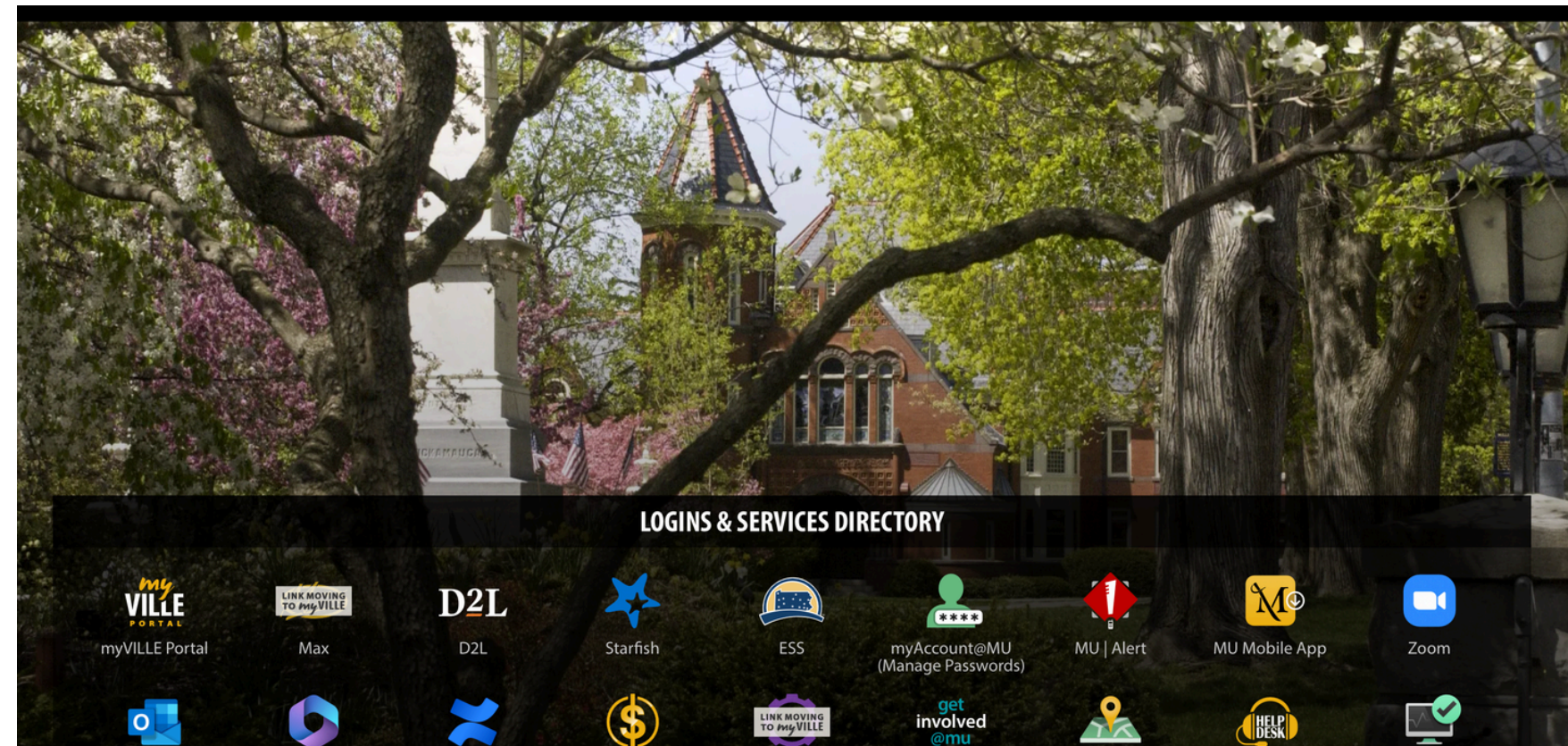
Logins

Payment Information

Get Involved at Millersville...

myVILLE

Step 2:
Please click on this link



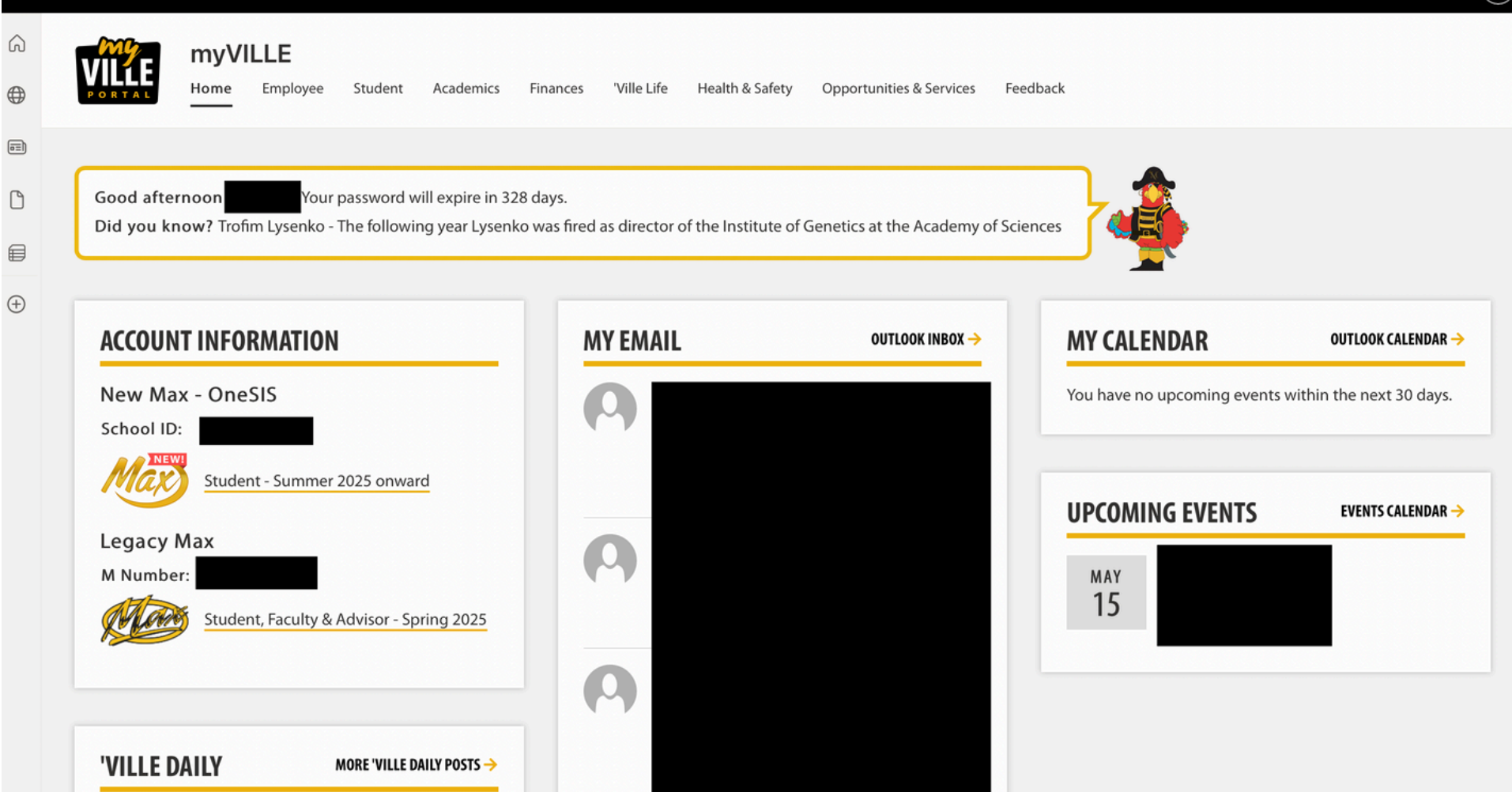

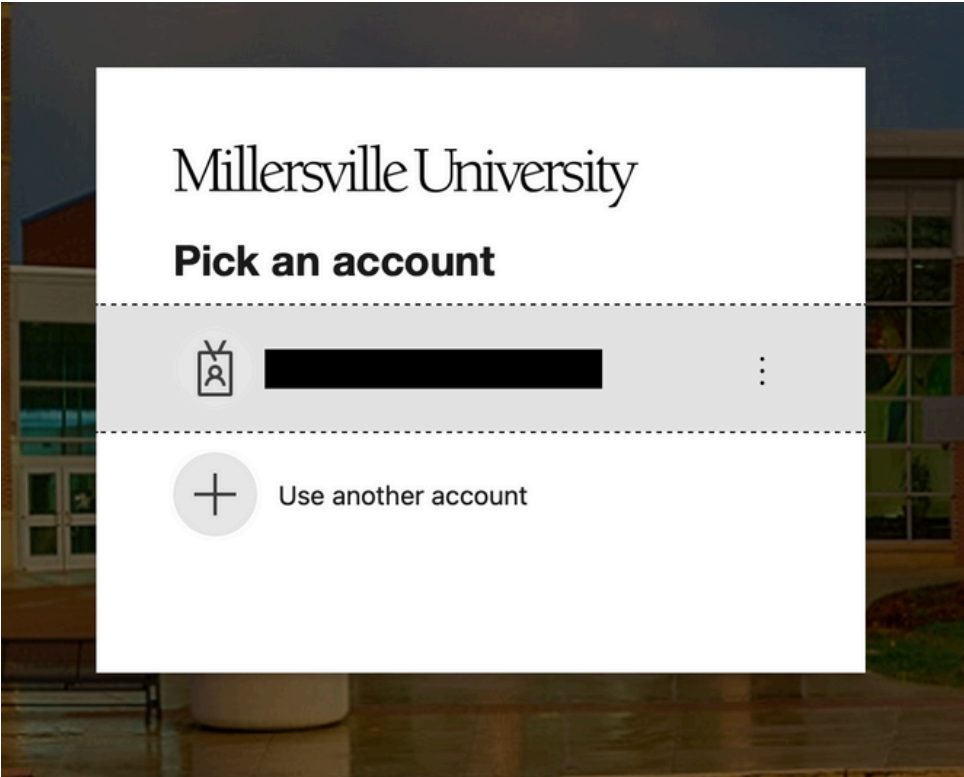
Step 3:
Yay, you've found the logins page!



WELCOME TO MYVILLE PORTAL!!!

Step 4:
Click on the “myVILLE Portal.”

You will be prompted to login in using your Millersville email and self created password as seen below.



Step 5:
Click “Student - Summer 2025 onward”as
indicated below by the red arrow.

Welcome to your Student Info page!

ACCOUNT INFORMATION

New Max - OneSIS

School ID:



Student - Summer 2025 onward



Max

Millersville

Hello [Redacted]

Student Info

Welcome to the new MAX

Academics

QUESTIONS? CONTACT REGISTRAR@MILLERSVILLE.EDU

- [Student Profile](#) - Personal Information View Address, Phone, Holds, Advisor
- [View Class Schedule](#)
- [View Grades](#)
- [Registration](#) - Search Web Schedule and Catalog, Register, Plan Ahead/Schedule Builder
- [My MarAUDIT \(Summer 2025 and Beyond\)](#) - Spring Graduates use [Legacy MAX](#). Questions? Contact: degreeaudit@millersville.edu
- [Unofficial Academic Transcript](#)
- [Official Transcript Request](#)
- [National Student Clearinghouse Gateway](#) - Enrollment Verification

Finances

QUESTIONS? CONTACT OSA@MILLERSVILLE.EDU

- [Account Summary, Detail, History and Make a Payment](#)

Financial Aid

QUESTIONS? CONTACT FA.MAIL@MILLERSVILLE.EDU

- [Financial Aid Overview](#) - Requirements, Awards/Offer, History, College Financing
- [Financial Aid History](#)
- [Office of Financial Aid Website](#)

Housing & Dining

QUESTIONS? CONTACT HOUSING@MILLERSVILLE.EDU

- [My Housing](#)
- [My Dining - Add/Change Meal Plan](#)
- [Deposit Additional Dining Dollars or Marauder Gold](#)

Certification Students

- [Act 48 Reporting for Educators](#)
- [Submit Security Clearances](#)
- [Professional Education Unit](#)

Additional Links

- [Search Course Catalog](#)
- [University Bookstore](#)
- [Student Parking Permits Requests](#)
- [Student Forms Center](#)

Step 6:

Click “registration” under
Academics indicated by the
red arrow.

Step 7:

When you find your registration page,
click on “Register for Classes (Secure)”
indicated by the red arrow.

Academics

QUESTIONS? CONTACT REGISTRAR@MILLERSVILLE.EDU

- [Student Profile](#) - Personal Information View
Address, Phone, Holds, Advisor
- [View Class Schedule](#)
- [View Grades](#)
- [Registration](#) - Search Web Schedule and Catalog
Register, Plan Ahead/Schedule Builder
- [My MarAUDIT \(Summer 2025 and Beyond\)](#) - Sp
Graduates use [Legacy MAX](#).
Questions? Contact: degreeaudit@millersville.e

Registration

What would you like to do?



[Search Web Schedule](#)

Looking for classes? In this section you can browse classes you find interesting.



[Search Courses](#)

Look up basic course information like subject, course and description.



[Plan Ahead \(Secure\)](#)

Give yourself a head start by building plans. When you're ready to register, you'll be able to load these plans.



[Register for Classes \(Secure\)](#)

Search and register for your classes. You can also view and manage your schedule.

Step 8:
Click the drop down to select a term. In this case it will be Fall 2025

Select a Term

Terms Open for Registration

Select a term...



Continue

Select a Term

Terms Open for Registration

Fall 2025



Fall 2025

Summer 2025

Step 9:
In the Subject box search “FYEX” which will
populate to “First Year Seminar.” Click on “First
Year Seminar” then click “Search.”

1

Register for Classes

Find Classes Enter CRNs Plans Schedule and Options

Enter Your Search Criteria ⓘ

Term: Fall 2025

Subject

Course Number

Search Clear ▶ Advanced Search

2

Register for Classes

Find Classes Enter CRNs Plans Schedule and Options

Enter Your Search Criteria ⓘ

Term: Fall 2025

Subject

Course Number

Search Clear ▶ Advanced Search

3

Register for Classes

Find Classes Enter CRNs Plans Schedule and Options

Enter Your Search Criteria ⓘ

Term: Fall 2025

Subject You can add an

Course Number

Search Clear ▶ Advanced Search

4

Step 10:
Once you have found
the course you would
like to take, click “Add”
on the far right
indicated by the red
arrow.

Register for Classes

Find Classes Enter CRNs Plans Schedule and Options

Search Results — 49 Classes
Term: Fall 2025 Subject: First Year Seminar

Search Again

CRN	Term	Subje	Cour	Secti	Title	Hour	Meeting Times	Camp	Status	Schedule	Instructor	Attribute	Reserved	Instructional Method	Linked Sections	Add
2368	The Power of S...	3	S M T W T F S 10:00 AM - 10:00 AM Type: Class Building: None Room: None Start Date: 08/25/2025 End Date: 12/13/2025	...	FU... 50 ...	Lecture	Kim McCollu...			Not Distance E...		Add
2425	To Infinity & Be...	3	S M T W T F S 09:25 AM - 10:00 AM Type: Class Building: McNairy Library/Learning Room: 118 Start Date: 08/25/2025	...	FU... 50 ...	Lecture	Christina Pa...			Not Distance E...		Add

Step 11:
A summary box will show up at the bottom right hand side of the screen. Make sure to click "submit" to be officially registered.

Summary

Title	Details	Hour	CRN	Schedule Type	Status	Action
<u>The Power of Story</u>	FYEX 100, ...	3	2368	Lecture	Pending	<div>**Web Registered**</div>

Submit

Registered



GREAT JOB!