

STEP 1:

Click and login to your max account. Then Click on Housing & Dining. After you click on My Housing.

STUDENT SERVICES

MAX Mobile

MAX Mobile notification system provides mobile phone text message notifications for various MAX systems.

MAX ID

View your MAX ID and Library Patron ID.

Advisement

View your advisers. Process and view a degree audit report.

Registration

Register (add or drop) class; Check your registration status; Display your class schedule.

Housing & Dining

Add or Change Meal Plan, Application, Request to Move Off Campus

Student Accounts

Billing, Balance Due, Online Payments

See your account charges, current balance, payments made, pay online, print a receipt, see if your account is "clear", get 1098T tax info, enable parent (third party) access to billing information.

Student Academic Records

View your holds; Display your grades and unofficial transcript; Review charges and payments.

National Student Clearinghouse Gateway

Enrollment Verifications, Deferments and other services.

HOUSING & DINING

My Housing

Online Housing Interface

Off Campus Housing Request

Submit an off campus housing request to the Housing office.

My Dining - Add/Change Meal Plan

Online Dining Application

Flex Dollars

Additional dining funds that can be purchased in increments of 50 dollars or more throughout the semester.

Marauder Gold

*** May not be used for tuition payments and must be added in increments of \$25.00 or more.

Make Marauder Gold (MAP) deposits by online payment. Please refer to MyVille for Flex and Marauder Gold (MAP) balance and transaction information.

Jane Doe
M00100010
jldoe@millersville.edu

Roommates/Suitemates
Select a Room or Suite



STEP 2:

This page will appear. You want to click on the tab Roommates-Room Selection then click on Roommates/Suitemates from the drop-down menu.

Messages

• There are no important messages.

Room Selection

No room selection processes to list.

Room Assignments

No active room assignments to list.

Dining Plans

No active dining plans to list.

Simple Roommate Search

Note: You do not need to fill in all fields.

Last Name:

First Name:

Middle Initial:

Email Address:



STEP 3:

YOU DON'T NEED TO FILL IN ALL THE INFORMATION. You can fill in the Last name and a long list of students comes up, so it is better to have the first name as well.

Roommate/Suitemate Requests

Your search criteria yielded multiple matches.

Select the desired student...
















Jane Doe (jldoe@millersville.edu)
John Doe (jddoe@Millersville.edu)
Suzie Doe (sydoe@millersville.edu)

This is the list from step 3. You just select the person you want and click continue.

Continue... Cancel

+ Fall 2020 Roommate Requests













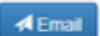
Your roommate request has been saved.

 Suzie doe	(has not confirmed your request)
   	
 Lizzy Doe	(has not confirmed your request)
   	
 Abby doe	(has not confirmed your request)
   	









The first Fall 2020 Roommate Requests shows what it looks like if the others you requested haven't requested you yet.

The second picture gives you an idea of what it looks like when some have requested to room with you.

+ Fall 2020 Roommate Requests

 Suzie doe	
  	
 Lizzy Doe	
  	
 Abby doe	(has not confirmed your request)
   	

+ Fall 2020 Roommate Requests

 Suzie doe	
  	
 Lizzy doe	
  	
 Abby doe	(already assigned)
  	

This last picture shows what it looks like when all of you are matched.