

Instructions for ALEKS

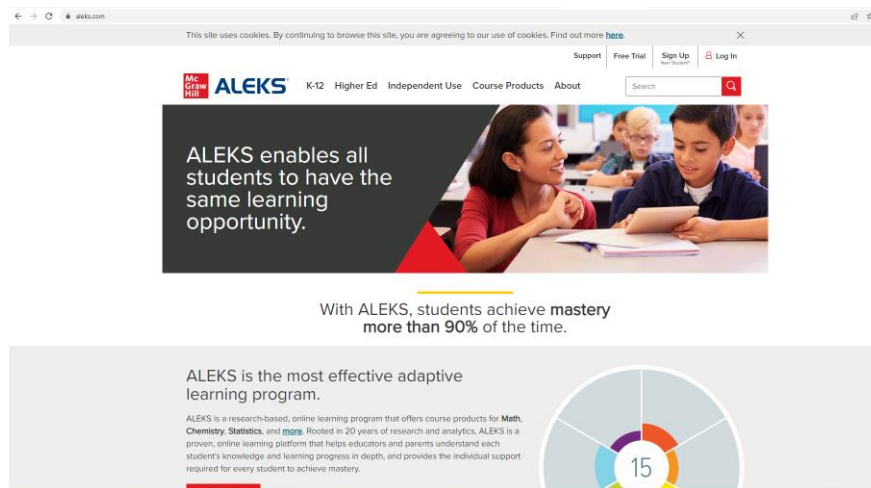
To take the placement online, you will need

1. A computer with an internet connection (**NOTE: Do not attempt to take an ALEKS test on a Chromebook computer, as ALEKS is not compatible on Chromebook machines.**)
2. A web camera
3. \$16 fee to online providers

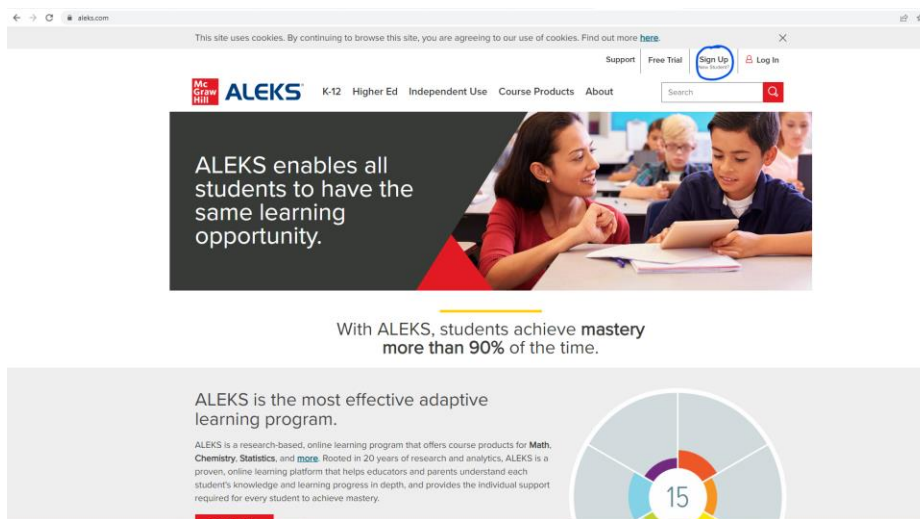
The online placement test is done through ALEKS. You will need to go through this registration process even if you have taken the ALEKS test at another institution.

How to register for an ALEKS account via Millersville University:

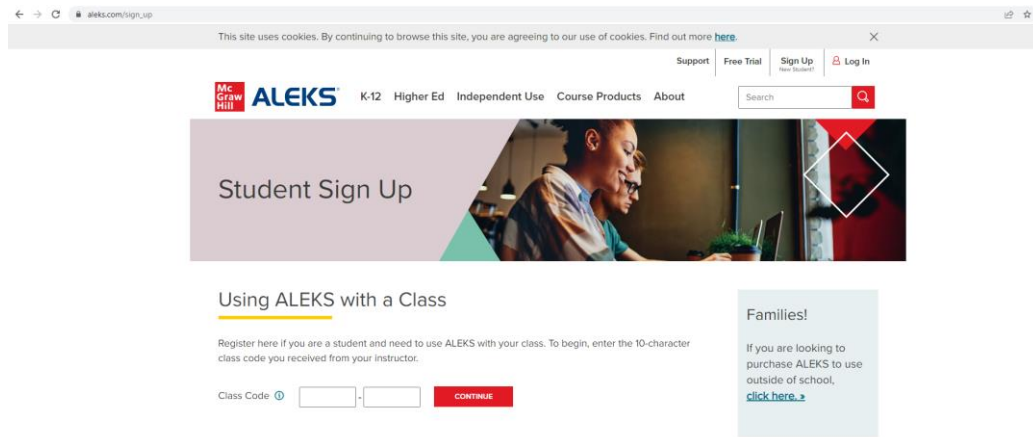
Go to ALEKS.com. Once you are on the website, this homepage will appear:



On the homepage, click “Sign Up” in the top-right corner of the page:

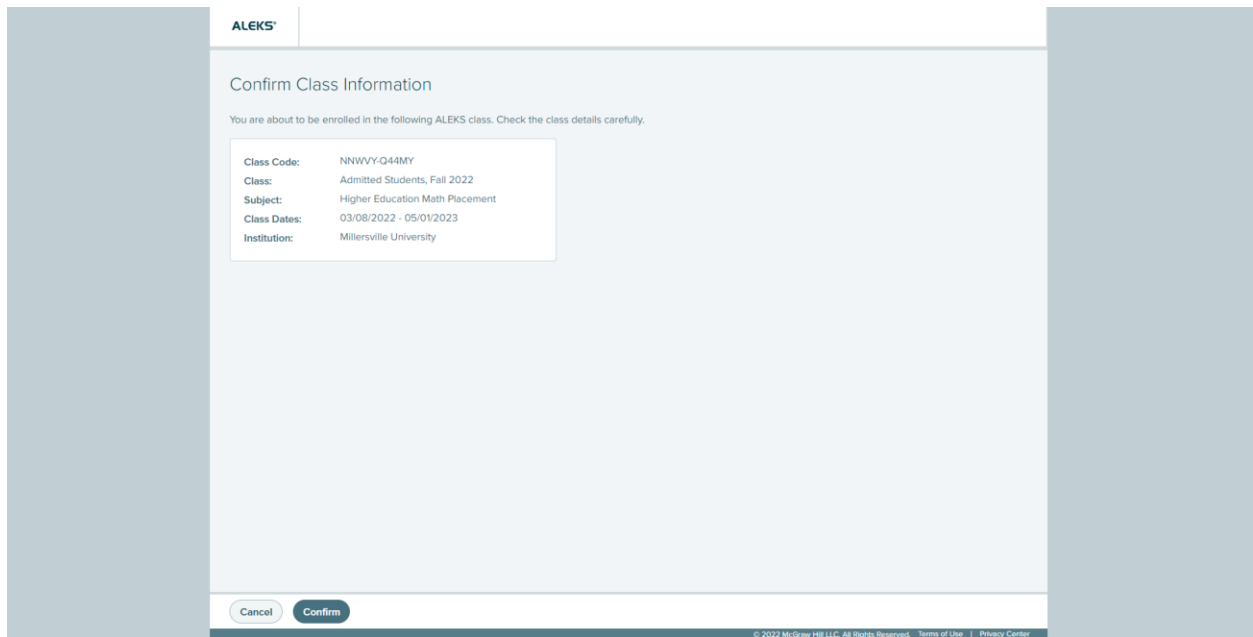


You will be taken to the page below. Enter Millersville University's **Class Code: PENGW-VTLPK**



Click "Continue".

This page will appear:



Click "Confirm".

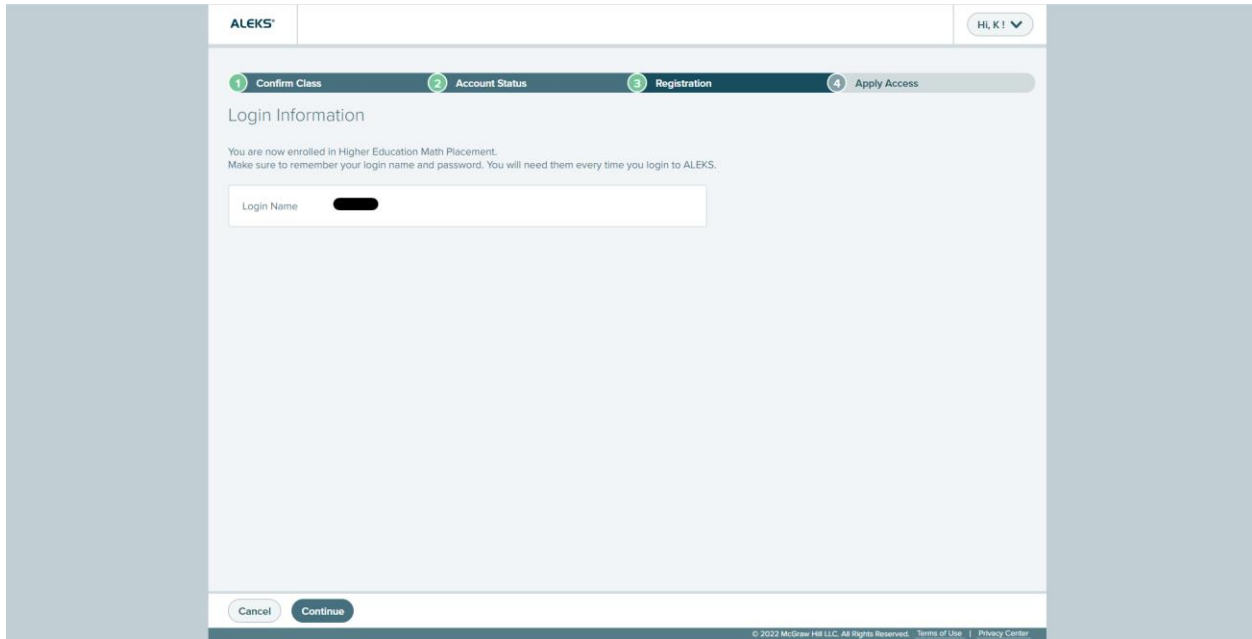
This page will appear:

If you have never taken an ALEKS test before, select “No, I have never used ALEKS before.” If you have taken an ALEKS test before, select “Yes, I have an ALEKS login name.” and enter your ALEKS login name and password. Click “Continue”.

If you selected “No, I have never used ALEKS before.”, this page will appear (you will need to scroll to see the rest of the page not shown below):

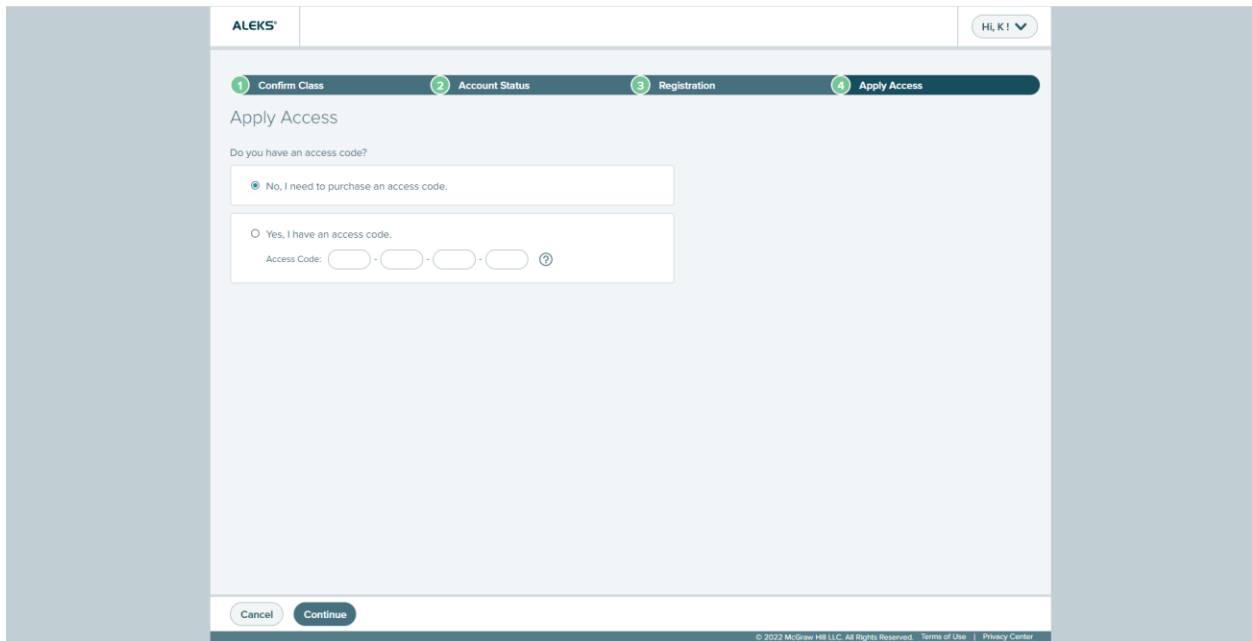
Enter in your information. Scroll down and create a password. Review the Terms of Use and click the box next to “I agree to the Terms of Use, Consumer Purchase Terms, and Privacy Notice”. Click “Continue”.

This page will appear:



Your Login Name will be the first letter of your first name, followed by the first letter of your middle name (if applicable) or the first letter of your last name, followed by three numbers. Click “Continue”.

This page will appear:



You will need to purchase an access code to take the test via Millersville. Select “No, I need to purchase an access code.” Click “Continue”.

This page should appear:

McGraw Hill ALEKS[®]

Additional Information

Personal Information

Email address

School

Country

United States

School search

By clicking "Continue", I confirm that I have read and agree to the terms of the McGraw Hill Terms of Use, the Consumer Purchase Terms if applicable, and Privacy Notice.

Cancel Continue

Product Information

ALEKS Placement, Preparation and Learning (ALEKS PPL)
Price: \$16.01

TERMS OF USE | PRIVACY CENTER | REPORT PIRACY | SITE MAP

©2022 McGraw Hill. All Rights Reserved.

In the "School search" search bar, type in "Millersville" and select "Millersville Univ". Click the box underneath. Click "Continue".

Enter your information. Click "Continue".

Review your information. Click "Payment".

Enter your payment information. Click "Place Order".

Your ALEKS dashboard should now have a module called "Admitted Students, Fall [year] / Higher Education Math Placement" in the "Active" section of your "My Classes" page. Double-click the module.

A page titled "[Your full name] – Dashboard" with six sections on the first page and four sections on the second page should appear. This is the homepage for your ALEKS math placement test.

A tool tutorial will come up and walk you through how to use the ALEKS tools in order to answer the questions on the placement exam.

Once the tool tutorial is completed, you will be able to take the first placement exam. In order to complete the placement exam, you will need to download Respondus Lockdown Browser. Select the start button and the bottom right hand side there will be an option to download Respondus Lockdown browser. This will take you to the ALEKS website to download. (Please note: Respondus Lockdown Browser isn't compatible with Chromebooks).

Once Respondus Lockdown Browser is downloaded, you will need to launch it inside of your ALEKS placement exam. (Please note if you run into any issues launching Respondus, call 1-800-338-3987 and ALEKS support will assist you. Hours Of Operation Monday-Friday: 8:00 AM to 8:00 PM EST or select the help tab in the right hand corner). You will have 3 hours to complete the placement exam.

Once the first placement exam has been completed, you will be prompted to select your learning prep module.

You will need to spend at least 5 hours in the review module before retaking the placement test and wait at least 72 hours since your previous test.

If you have problems with access or if you have other questions, please contact Mrs. Linda Mellinger in the Department of Mathematics, 717-871-7668 (leave message), or email:

departmentof.mathematics@millersville.edu.

Important information on the ALEKS placement test

The Millersville ALEKS math placement test can be taken up to 5 times.

Between each test attempt, you are required to wait **at least 72 hours** and **actively work at least 5 hours in the review modules** before re-taking the test. You are permitted to work the review modules during the first 72 hours after the attempt.

The mathematics department recommends that students take the ALEKS test at least twice. The ALEKS system is an adaptive learning system. As you go through the test, the type and difficulty of the questions change depending on which questions you answer correctly or incorrectly. As students get used to the ALEKS testing format and system, the score of the first attempt is usually not reflective of their math capabilities. As you work through the review modules and re-attempt the test, your math capabilities will be better reflected with each attempt.

If you want to place into a specific course, you will need to have “Learned” or “Mastered” all of the topics in the review module for the material in that course.

The highest score on any math placement test taken (either the in-person MPT or any of the ALEKS attempts) will be used for course placement.

You are unable to begin the learning prep module until the first attempt is taken.