

Terrorism and CERT



CERT Basic Training Unit 8

Unit Objectives

- Define terrorism
- Identify potential targets in the community
- Identify the eight signs of terrorism
- Identify CERT operating procedures for a terrorist incident
- Describe the actions to take following a suspected terrorist incident

Unit Topics

- What Is Terrorism?
- Terrorist Targets
- Terrorist Weapons
- CBRNE Indicators
- Preparing at Home, Work, and in Your Neighborhood
- CERTs and Terrorist Incidents



What Is Terrorism?

The unlawful use of force or violence against persons or property to intimidate or coerce a government, the civilian population, or any segment thereof, in furtherance of political or social objectives

Terrorism in the Past




Terrorist Goals

- Mass casualties
- Loss of critical resources
- Disruption of vital services
- Disruption of the economy
- Heightened fear



Terrorist Targets



- Seats of government
- Key industries
- Bridges, subways, tunnels, and other key transportation facilities
- Water supplies and utilities

Terrorist Weapons

1. **C**hemical
2. **B**iological
3. **R**adiological
4. **N**uclear
5. **H**igh-yield
Explosives



Chemical Weapons

1. Blister agents
2. Blood agents
3. Choking agents
4. Nerve agents
5. Riot-control agents



Biological Weapons



Routes of exposure:

- Inhalation
- Ingestion
- Absorption

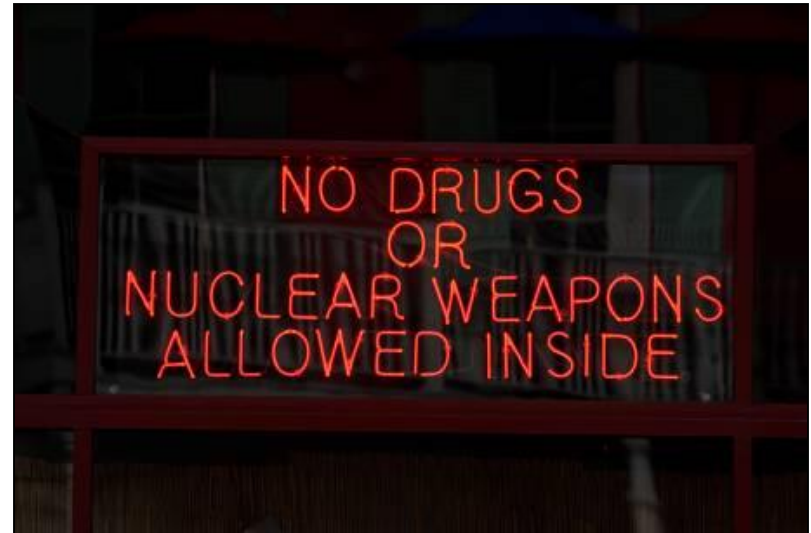
Radiological Weapons

- Considered a higher threat because components are easy to obtain



Nuclear Weapons

- Derives destructive force from nuclear reaction
- Affected area is larger as contaminated objects spread
- Potential for casualties extends beyond initial attack
- Long-term effects difficult to monitor and track



High-Yield Explosives

- Weapon of choice for terrorists
 - Used in 80% of attacks
- Military munitions: grenades, mortars, surface-to-air missiles
- Newer explosives called improvised explosive devices or IEDs
 - Any device created in an improvised manner used to destroy, disfigure, distract, or harass

Assessing the Risk

- Types of terrorist weapons in order of greatest risk (least to greatest):
 - Nuclear
 - Chemical
 - Radiological
 - Biological
 - High-yield explosives

Eight Signs of Terrorism

1. Surveillance
2. Elicitation
3. Tests of security
4. Funding
5. Acquiring supplies
6. Impersonation or suspicious people
7. Rehearsals and dry runs
8. Deployment



Attack Has Occurred or Is Underway

- Vapor clouds or mists
- Unscheduled spraying
- Materials or equipment unusual for the area
- Unusual odors or tastes
- Out of place and unattended packages
- Leaking packages



See CBRNE Indicators?

- If you observe any indications of a terrorist incident you should:
 - Not touch it
 - Move away from object or area
 - Report it to authorities immediately



Physical Signs of Chemical-Biological Attack

- Sick or dead animals, fish, or birds
- Large number of persons seeking medical attention
- Multiple victims exhibiting similar symptoms
- Multiple casualties without obvious signs of trauma



Preparing at Home, Work, Neighborhood

- Personal and family safety is first priority!
- CERT members are NOT equipped or trained to respond to terrorist incidents
- Terrorism incident scenes are also crime scenes



Prepare for Terrorist Activity

- CBRNE events are survivable
- Preparing for terrorist incidents similar to preparing for natural hazards
- Review Unit 1 guidelines
- Certain actions more relevant to CBRNE



Shelter-in-Place Procedures


- Shut off ventilation systems
- Go to your shelter-in-place room
- Use precut plastic sheeting to cover air openings
- Tape sheeting over doors, windows, vents
- Use duct tape to seal other areas
- Listen to a battery-powered radio
- Ventilate room once contaminants are gone

Protection from Radioactive Fallout

- Go deep inside a building (distance/shielding)
- Stay inside (time)
- Stay tuned

Basic Decontamination Procedures

- Leave the contaminated area
- Take decontamination action
 - Remove everything
 - Wash hands
 - Flush the entire body
 - Blot dry
- Report for decontamination
- Food safety



Treating Others

- First priority for a CERT member is personal safety
 - Take self-protective measures only
 - Do not attempt to treat victims in contaminated area
 - Tell victims about decontamination procedures

What Professional Responders Will Do

- Follow sizeup steps:
 - What is going on
 - How bad the situation is and how much worse it could get
 - What measures can be taken to control the incident safely
 - What resources will be needed

Unit Summary

- Terrorists attack to:
 - Intimidate the government or the civilian population
 - Further their objectives
- Their goals are to:
 - Create mass casualties
 - Disrupt critical resources, vital services, and the economy
 - Cause fear

Unit Summary (cont'd)

Terrorist Weapons

1. **C**hemical
2. **B**iological
3. **R**adiological
4. **N**uclear
5. **H**igh-yield
Explosives



Unit Summary (cont'd)

CERT Protocol for Terrorist Incidents

- Terrorist incidents are a stop sign!
- Do not proceed if you suspect terrorist activity
- Simple guidelines:
 - Do not touch
 - Move away from object or area
 - Report it to authorities immediately

Homework Assignment

- Review the materials from the previous units
- Wear appropriate clothing for disaster simulation exercise

